


Halogen Point Heater Laboratory – Kit
HPH-60A / f30-450w + HCVD
Max.Temp. 1400°C
Easily heating high temperatures!



◆ **Feature** ◆


- 1). Easily heating high temperatures by the kit !
- 2). Easily heating 1400°C case by max.temperature.
- 3). Easily adjusting the radiation diameter (focal size) by manual lift!
- 4). Easily changing the heat power (wattage) by slide transformer !

Heat-tech



【 Power : 5v / about 17w 】

The output was adjusted to 5v by the slide transformer.
It can visually check the rated point in diameter $\Phi 6$ of 17w.



【 Power : 36v / 450w 】

It shine so very bright emission of heat generation 450W maximum output.
The diameter of a rated point cannot be visually checked.



【 Power : 36v / 450w Used the protective glass.】

Then attached protective glasses are used,
positioning of an irradiation point can be performed easily visually.

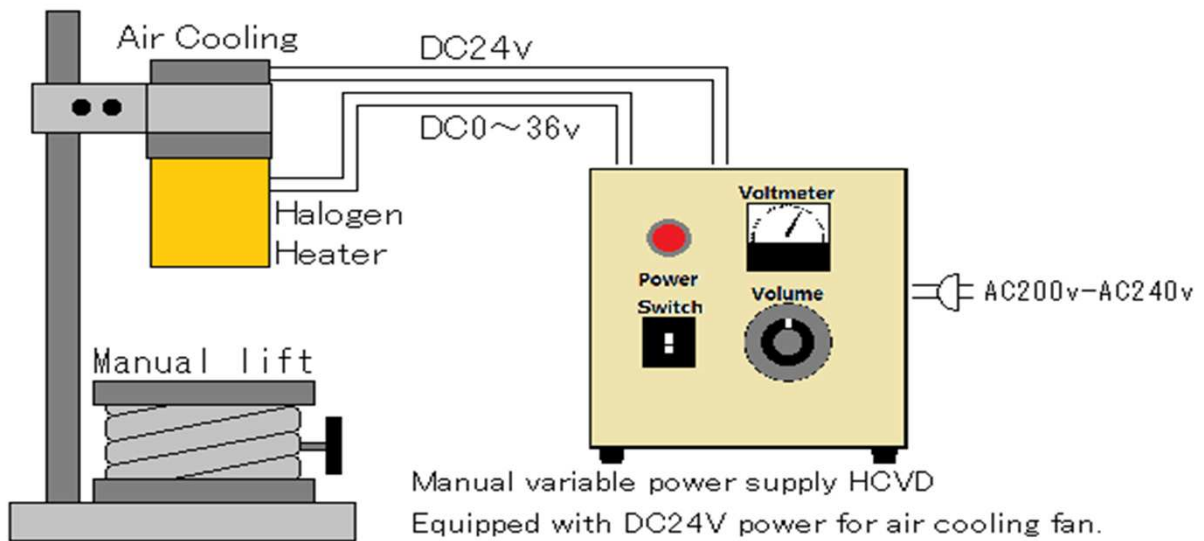


(Example of lab kit assembly.)

(※The lab kit is delivered as individual components.)

- ① Refractory bricks
This is useful when you put the sample.
- ② Heater mounting bracket
- ③ Halogen Point Heater HPH-60A/f30/36v-450w/GW
High power of 450w is condensed into Φ 6, heating the object.
- ④ Manual lift. Up and down 80 mm by 16 rotating knobs, the accuracy is 0.5 mm.
Platform surface is 100mm x 100mm,
54mm the initial height, 134mm maximum height, 80mm height adjustable.
- ⑤ Test stand base & pole
- ⑥ Safety glasses against high intensity light
It can visually check the high-intensity irradiation point at maximum output.
- ⑦ Manual variable power supply HCVD-AC200-240V/-DC36V-600W
By varying the AC200-240v to DC0 - 36v in volume,
user can adjust the heating output.
Equipped with DC24V power for air cooling fan.

【 Lab-kit Actual wiring diagram 】



【 Sintering examination of ceramics 】

* We have no idea about good way to easily control and hot quickly.

→→The ceramics was high temperature heated with the **Halogen Point Heater**. The sintering examination went well because the temperature rise and the cooling time were short, and the temperature limiting was easy. The controller controlled the temperature, measured the heating inclination, and obtained the reproducibility characteristic.



【 Forming of the multilayer polymer film 】

* There was no heater can heat to penetrate the polymer film on the upper side metallic mold..

→→We use **the Halogen Point Heater**. Because the halogen point was heated to pinpoint the location of the targeted by passing on.

It heated more quickly , and up the production cycle time.

Heat-tech

HEAT-TECH CO., LTD.

<http://heater.heat-tech.biz>

〒655-0037 2-7-14 Utashikiyama Tarumi Kobe Japan

TEL +81-78-754-8076 FAX +81-78-706-9014